

المؤتمر السنوي الدولي للجمعية المصرية
INTERNATIONAL CONGRESS OF THE

EGYPTIAN OPHTHALMOLOGICAL SOCIETY

EOS 2023



HOFFMANN POCKETS

Walid Gaafar



- Knot management
- Using a non perforating scleral tunnel to cover the knot created for scleral fixation.

SCLERAL FIXATION USING SUTURE RETRIEVAL THROUGH A SCLERAL TUNNEL

Richard S. Hoffman, MD, I. Howard Fine, MD, Mark Packer, MD, Israel Rozenberg, MD

TECHNIQUES

SCLERAL FIXATION WITHOUT CONJUNCTIVAL DISSECTION

Richard S. Hoffman, MD, I. Howard Fine, MD, Mark Packer, MD

EOS 2023



Uses:

- Scleral fixation:
 - IOL
 - CTR
 - CTS
 - Bag complex



Tools:



Techniques:

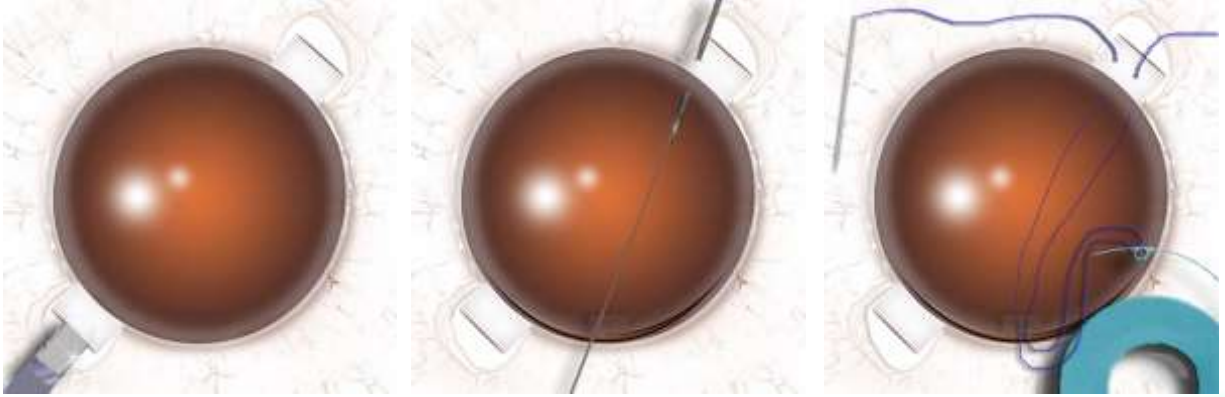
- A. Hoffmann Pocket with conjunctival dissection
- B. Hoffmann Pocket without conjunctival dissection



Hoffmann Pocket with conjunctival dissection



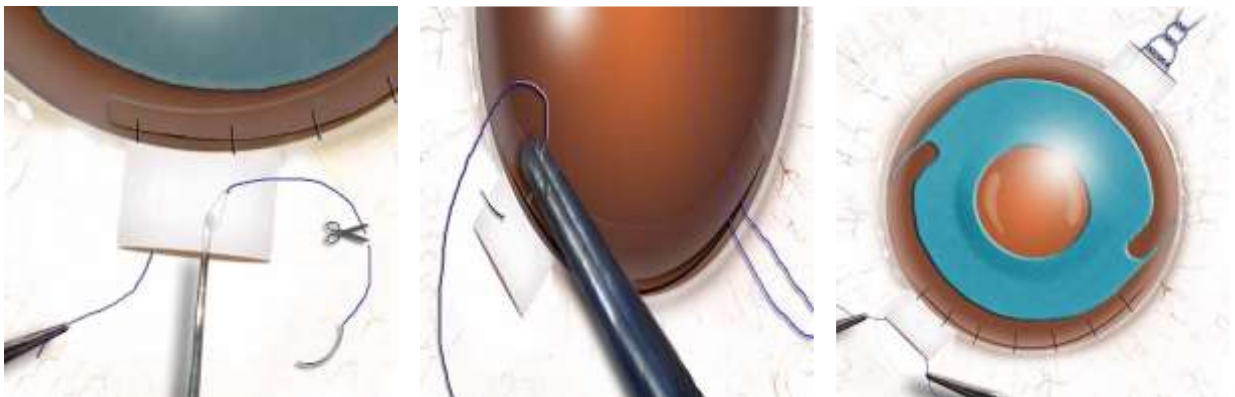
A. Hoffmann Pocket with conjunctival dissection



EOS 2023



A. Hoffmann Pocket with conjunctival dissection



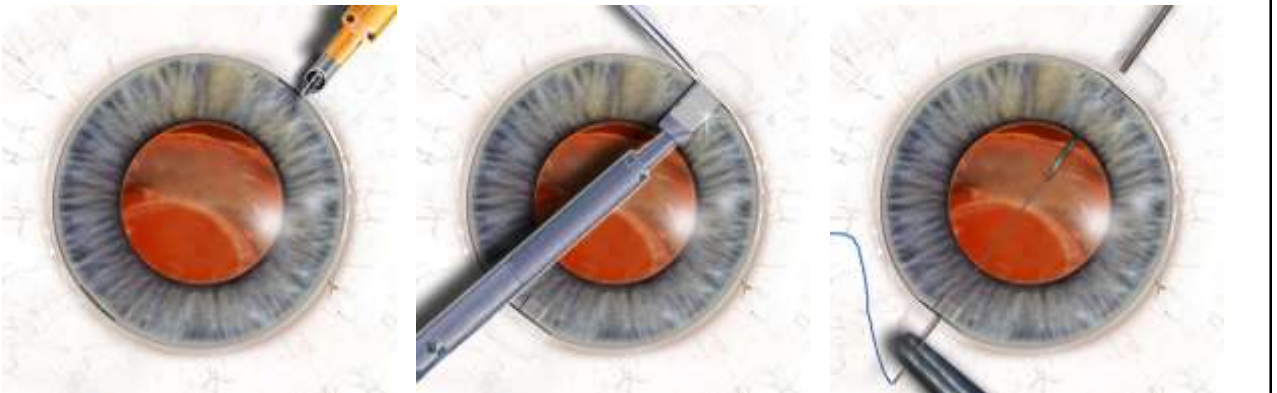
EOS 2023



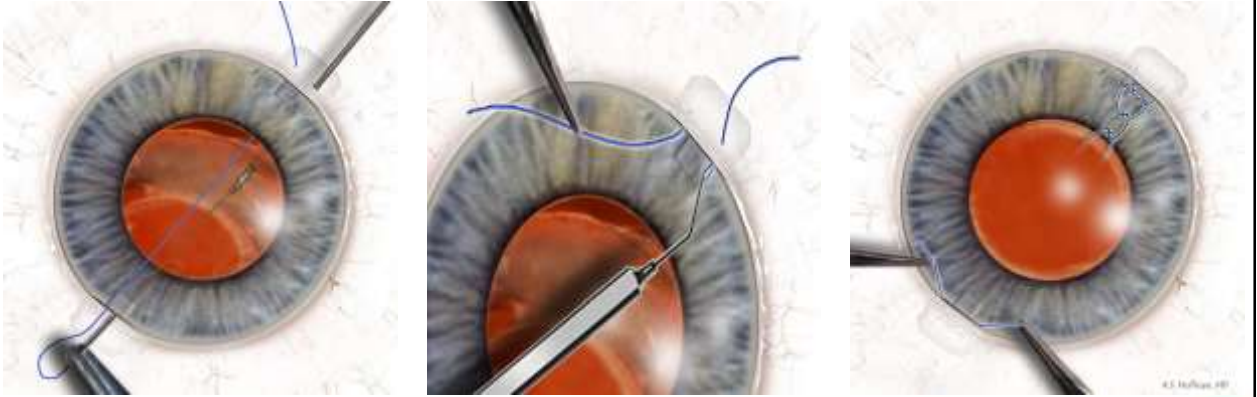
Hoffmann Pocket without conjunctival dissection



B. Hoffmann Pocket without conjunctival dissection



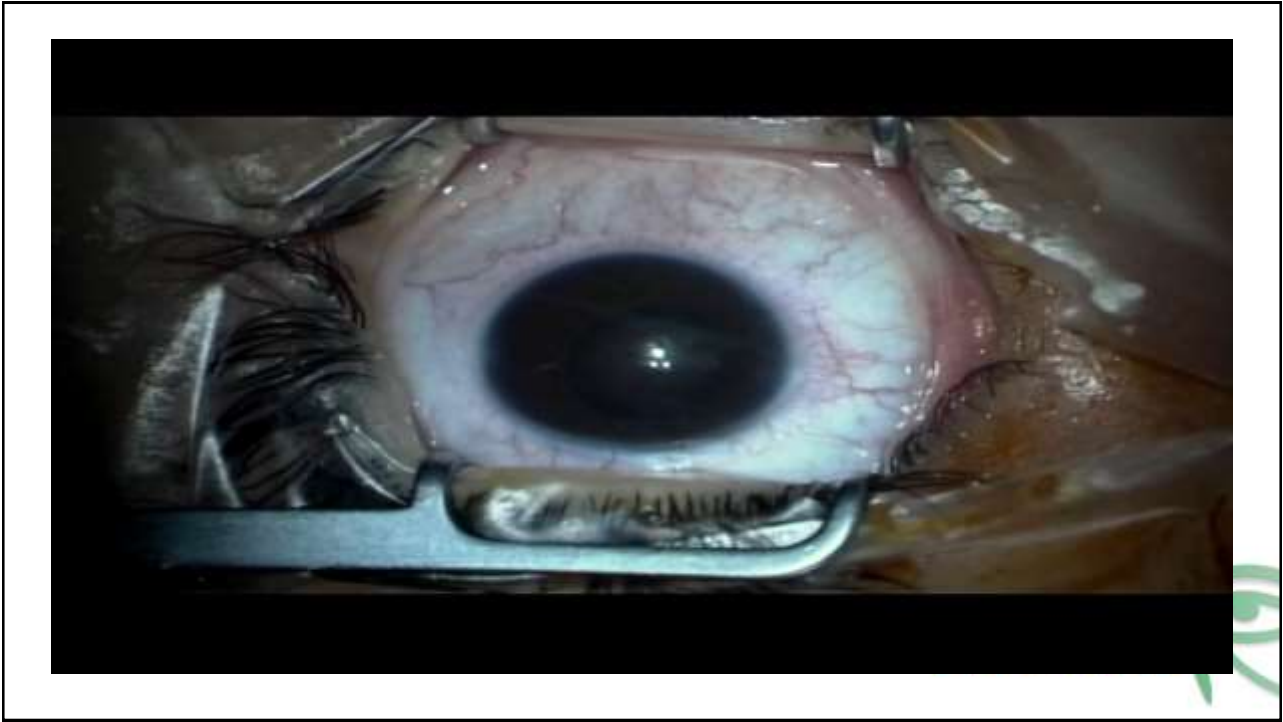
B. Hoffmann Pocket without conjunctival dissection



Modifications:

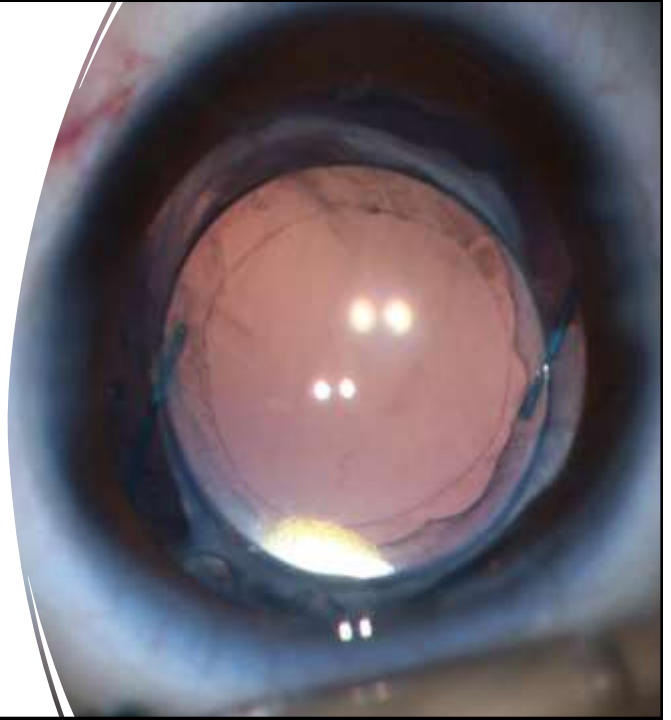
- ✓ Site
- ✓ Incision
- ✓ Needle
- ✓ Docking
- ✓ suturing





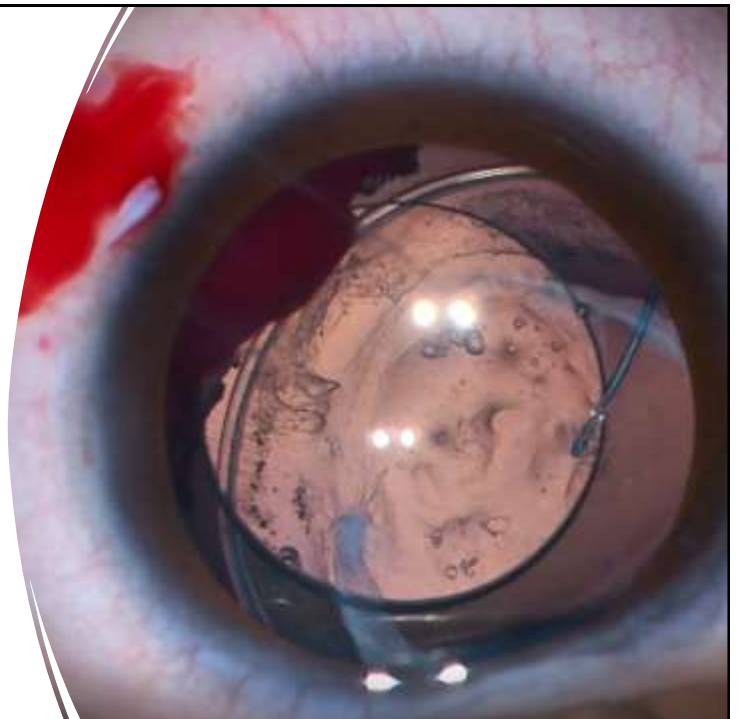
Advantages

- ✓ Scleral tunnel is easier to construct than a triangular flap.
- ✓ Eliminating the need for suture knot rotation.
- ✓ Suture placement ab externo or ab interno approach.
- ✓ Does not require suture closure.
- ✓ 4 points fixation.



Disadvantages

- ✓ 4 points fixation.
- ✓ Corneal abrasion
- ✓ Bleeding.
- ✓ Wicking of blood into the eye.





THANK YOU

See you next year

المؤتمر السنوي الدولي للجمعية الرمدية المصرية
INTERNATIONAL CONGRESS OF THE

**EGYPTIAN
OPHTHALMOLOGICAL SOCIETY**

EOS 2024

24-26 APRIL 2024

InterContinental Citystars, Cairo, Egypt

