

المؤتمر السنوي الدولي للجمعية المصرية
INTERNATIONAL CONGRESS OF THE

EGYPTIAN OPHTHALMOLOGICAL SOCIETY

EOS 2023

Hang-back recession

Ayman Elghonemy MD FRCS

Consultant Pediatric Ophthalmology & Strabismus



**Memorial Institute Kids Eye Center
MIOR, Giza**

Magrabi Eye Hospital, Cairo



International congress of the Egyptian Ophthalmological Society EOS	
29 14:00 - 15:30	Hall B - (A) Hamba
Strabismus Surgeries: Video Based Debates Symposium	
Workshop: Manal Kasem	
Facilitate: Ahmad Raki, Dalal Shawky, Hisham Khattab, Ibrahim El Adawy	
14:00 - 14:20	Recession procedures: Hang-back Ayman El Ghonemy
14:20 - 14:42	Recession procedures: Scleral sutures Brahim El Adawy
14:42 - 14:58	Strengthening procedures: Resection Wahid El Zewedy
14:58 - 14:24	Strengthening procedures: Tuckup/gitation Shamma Arfien
14:24 - 14:30	Superior oblique surgery: Lengthening Hiba Mohamed
14:30 - 14:26	Superior oblique surgery: Tenotomy Ayman Elghonemy
14:36 - 14:42	Inferior oblique surgery: Recession Dina Hassan
14:42 - 14:48	Inferior oblique surgery: Myectomy Ahmed Taha
14:48 - 14:54	Recession Sahar Galal
14:54 - 15:30	Convergence excess ET: Combined recession-resection Manal Kasem
15:00 - 15:06	Intermittent exotropia: Bilateral lateral rectus recession Mervat Ghaly
15:06 - 15:12	Intermittent exotropia: Recession-Resection Hiba Shafiq
15:12 - 15:18	Transposition procedures Muhammad Taha
15:18 - 15:30	Discussion
30 14:00 - 15:00	Hall B - (A) Hamba
Strabismus Surgeries: Video Based Debates Symposium	
Workshop: Manal Kasem	
Facilitate: Ahmad Raki, Dalal Shawky, Hisham Khattab, Ibrahim El Adawy	
14:00 - 14:00	Recession procedures: Hang-back Ayman El Ghonemy
14:06 - 14:12	Recession procedures: Scleral sutures Brahim El Adawy

EOS 2023

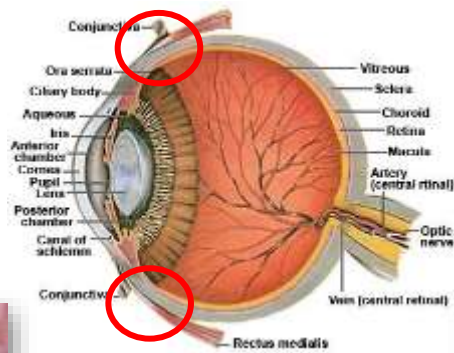


Hang-back recession



Hangback

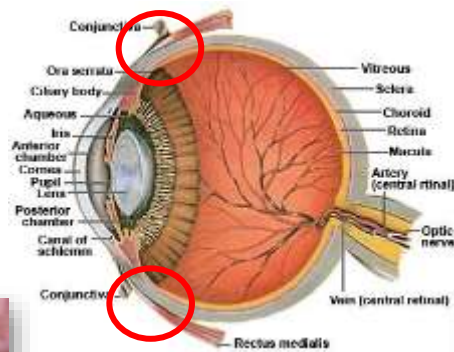
Scleral fix.



Hangback



Scleral fix.



EOS 2023

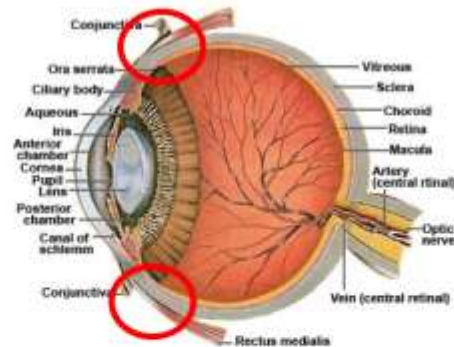
Hangback



Advantages:

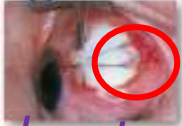
- Sutures on Thick insertion site
- Away from the retina.
- **Less risk of Perforation**
- More anterior (more accessible - easier)
- Suitable in scleral pathology

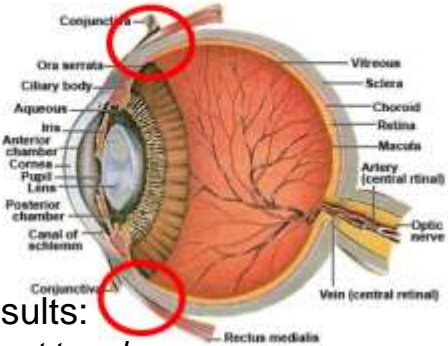
Scleral fix.




EOS 2023

Hangback






Scleral fix.




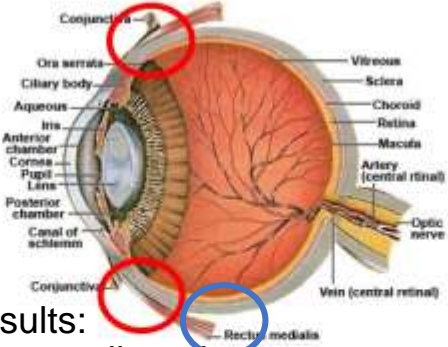
Disadvantages:

- Less predictable results:
 - Delayed attachment to sclera
 - Over-correction: slipped
 - Under-correction: creeps forward
 - Vertical displacement
- Central sagging




Hangback





Scleral fix.




Disadvantages:

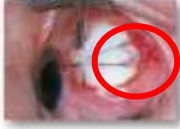
- Less predictable results:
 - Over-correction: slipped
 - Under-correction: creeps forward
 - Vertical displacement

Not proved....

Avoid it in: - Large recessions
- Inferior Rectus



Hangback

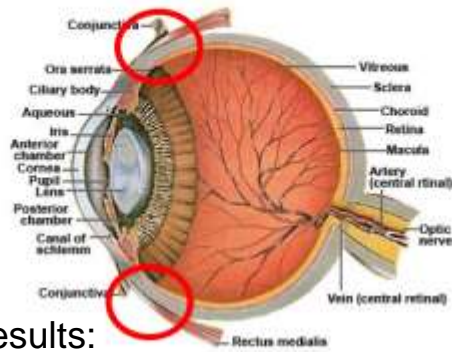


Disadvantages:

- Less predictable results:
 - Over-correction: slipped
 - Under-correction: creeps forward
 - Vertical displacement
- Central sagging

Central Knot

Scleral fix.



EOS 2023



Video

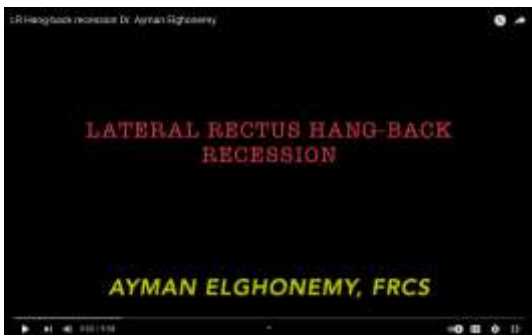
EOS 2023



Hangback recession



For the full narrated 10 minutes video:



Scan this QR code:



THANK YOU

