



المؤتمر السنوي الدولي للجمعية الرمدية المصرية

INTERNATIONAL CONGRESS OF THE

# EGYPTIAN OPHTHALMOLOGICAL SOCIETY

## EOS 2019



AMERICAN ACADEMY™  
OF OPHTHALMOLOGY



الجمعية التونسية لطب العيون  
TUNISIAN OPHTHALMOLOGICAL SOCIETY



In conjunction with

27 - 29  
**March**  
2019

  
**Hilton**  
CAIRO HELIOPOLIS

- ▷ The American Academy of Ophthalmology AAO
- ▷ The Hellenic Society of Intraocular Implants and Refractive Surgery
- ▷ The Tunisian Ophthalmological Society
- ▷ Nadi Al Bassar



Approved by:

**mecommed**



For more information  
**eos-egypt.com**

## SCIENTIFIC PROGRAM

# THE ACRYSOF® IQ PANOPTIX™ PRESBYOPIA-CORRECTING IOL



Designed for more  
natural adaptability



**ENLIGHTEN** (ENhanced **LIGHT** ENergy) Optical Technology  
designed to deliver<sup>1-4</sup>:

- High light utilization (88% at a 3.0 mm pupil size)<sup>5</sup>
- Comfortable near-intermediate range of vision
- Less dependence on pupil size

1. Alcon Laboratory Notebook 1473277.

2. PanOptix™ (Enlighten Optical Design). Alcon internal technical report: IOL-480-025. Effective date: 19 Jan 2014.

3. Choumou N, Djalila K, Lacharidze L, et al. Monitor viewing distances for younger and older workers. Proceedings of the Human Factors and Ergonomics Society 52nd Annual Meeting, 2008. [http://www.academia.edu/479465/Monitor\\_Viewing\\_Distances\\_for\\_Younger\\_and\\_Older\\_Workers\\_Accorded\\_to\\_Apr\\_18\\_2015](http://www.academia.edu/479465/Monitor_Viewing_Distances_for_Younger_and_Older_Workers_Accorded_to_Apr_18_2015).

4. American Optometric Association. American Optometric Association Recommendation for Computer Monitor Distances.

5. AcrySof® IQ PanOptix™ IOL. Directions for Use.



# Welcome

On behalf of the board of the Egyptian Ophthalmological Society, we are pleased and honored to welcome all attendees and participants of our international conference held in Hilton Cairo Heliopolis, Egypt from 27 to 29 March 2019.

The conference will present a scientific program including various courses, panels, and symposia that covers all sub-specialties in ophthalmology.

We are pleased to have distinguished international guest speakers from the United States, Great Britain, Greece, Belgium, Germany, China, Tunisia, Nadi Al Bassar, Algeria, Morocco, Kuwait, Saudi Arabia, South Africa and other countries.

This year we will have like last year special session of the American Academy of Ophthalmology AAO, and a session of the Greek HSOIRS, and for the first time a North African session starting a new North African Society of Ophthalmology NASO.

Lastly, we hope you will find our conference a memorable experience and gain the maximum benefit in our beloved city, Cairo.



President of EOS  
**Professor Dalal Shawky**  
Alexandria University

*Dalal Shawky*



INTERNATIONAL CONGRESS OF THE  
EGYPTIAN OPHTHALMOLOGICAL SOCIETY

# BOARD

## President

Professor Dalal Shawky  
*Alexandria University*

## Vice President

Professor Omar El Shabrawy  
*Zagazig University*

## General Secretary

Professor Sadek Maaly  
*Zagazig University*

Professor Tharwat Mokbel  
*Mansoura University*

## Treasurer

Professor Ibrahim Taha El Adawy  
*Mansoura University*

## ▷ ORGANIZING COMMITTEE:

*(Alphabetically ordered)*

Professor Dalal Shawky  
*Alexandria University*

Professor Mervat Salah Mourad  
*Ain Shams University*

Professor Mohammed El Sebaey  
*Suez canal University*

## ▷ EDITORIAL BOARD OF EOS JOURNAL:

*(Alphabetically ordered)*

Professor Ahmed Aboul Enein  
*Military Medical Academy*

Professor Ahmed Mostafa Ismail  
*Mansoura University*

Professor Mervat Salah Mourad  
*Ain Shams University*

Professor Tharwat Mokbel  
*Mansoura University*

[www.jeos.eg.net](http://www.jeos.eg.net)

## ▷ SCIENTIFIC COMMITTEE:

*(Alphabetically ordered)*

Professor Ahmed Aboul Enein  
*Military Medical Academy*

Professor Ahmed Ghoneim  
*Tanta University*

Professor Ahmed Mostafa Ismail  
*Mansoura University*

Professor Khaled Mourad  
*Minia University*

Professor Mahmoud Ismail  
*Al Azhar University*

Professor Omar El Shabrawy  
*Zagazig University*

Professor Tharwat Mokbel  
*Mansoura University*



EGYPTIAN OPHTHALMOLOGICAL SOCIETY

# MEMBERS

*(Alphabetically ordered)*

**Professor Ahmed Aboul Enein**  
*Military Medical Academy*

**Professor Ahmed Ghoneim**  
*Tanta University*

**Professor Ahmed Mostafa Ismail**  
*Mansoura University*

**Professor Hosni Hassan**  
*Al Azhar University*

**Professor Khaled Mourad**  
*Minia University*

**Professor Magdi Mourshed**  
*Zakazik University*

**Professor Mahmoud Ismail**  
*Al Azhar University*

**Professor Mervat Salah Mourad**  
*Ain Shams University*

**Professor Mohamed El Sebaey**  
*Suez Canal University*

# EOS 2019 GUEST SPEAKERS



**Abdel Wahed Amraoui, MOROCCO**  
*Chairperson in session: 31*



**Ahmed Ben Said, TUNISIA**  
*Speaker in session: 31*



**Ahmed Trabelsi, TUNISIA**  
*Chairperson in session: 31*



**Alaa El Danasoury, KSA**  
*Speaker in session: 29,47*



**Ali Arfi, ALGERIA**  
*Speaker in session: 39*



**Amar Ailem, ALGERIA**  
*Speaker in session: 24*



**Amel Ouertani, TUNISIA**  
*Speaker in session: 31*



**Anthony Murray, SOUTH AFRICA**  
*Speaker in session: 13,55*



**Cynthia Roberts, USA**  
*Speaker in session: 7,29*



**Dimitrios Mikropoulos, GREECE**  
*Speaker in session: 10*



**Dorothy Thompson, UK**  
*Speaker in session: 44*



**Elisabeth Patsoura, GREECE**  
*Speaker in session: 10*





**Erik Mertens, BELGIUM**  
Speaker in session: 3,29



**Guoming Zhang, CHINA**  
Speaker in session: 19



**Haotian Lin, CHINA**  
Speaker in session: 17



**Hasnaa Lamari, MOROCCO**  
Speaker in session: 31



**Jane Aguirre, USA**  
Speaker in session: 29



**Kostantina Koufala, GREECE**  
Speaker in session: 10



**Lamia El Fekih, TUNISIA**  
Speaker in session: 31



**Lezheng Wu, CHINA**  
Speaker in session: 22



**Loubna Elmaaloum, MOROCCO**  
Speaker in session: 31



**Maria Cortina, USA**  
Speaker in session: 40,49



**Mერიeme Harouch, MOROCCO**  
Speaker in session: 39



**Miltos Balidis, GREECE**  
Speaker in session: 10



**Mohamed Ali El Afrit, TUNISIA**  
Speaker in session: 31



**Omar Beltaief, TUNISIA**  
Speaker in session: 31



**Omar Trabelsi, TUNISIA**  
Speaker in session: 31



**Omid Kermani, GERMANY**  
Speaker in session: 1,29



**Pandelis Papadopoulos, GREECE**  
Speaker in session: 10



**Petros Smachliou, GREECE**  
Speaker in session: 10



**Richard Smith, UK**  
Speaker in session: 43



**Sami Rabia, KUWAIT**  
Speaker in session: 39



**Sihem Lazreg, ALGERIA**  
Speaker in session: 31,47



**Sheraz Daya, UK**  
Speaker in session: 29,37



**Vasileios Karampatakis, GREECE**  
Speaker in session: 10



**Walid Zbiba, TUNISIA**  
Speaker in session: 31

# BAUSCH+LOMB

**Stellaris Elite**  
Vision Enhancement System



## Envista

Glistening free hydrophobic acrylic iol.



## Envista toric

One-piece hydrophobic acrylic toric iol



## Focus force

Foldable aspheric aberration free aspheric



## Akreos

Micro incision lens



**G**ives you the chamber stability you demand

Sole Agent

**iCARE**  
MEDICAL

[www.icaremedical.org](http://www.icaremedical.org)  
Reference: SU-BOOTH-EOS-A1







**Leica**  
MICROSYSTEMS

Red Reflex Surgical Microscope  
Leica M822 F40 / F20



**Geuder**  
Precision made in Germany

MEGATRON\_S4\_HPS



MicroPulse



**IRIDEX**

IRIDEX IQ 577™  
Retina Laser System



**HEIDELBERG**  
ENGINEERING

Heidelberg spectralis oct



**SciCan**

Your Infection Control Specialist™

STATIM 5000 G4 Sterilizer

DIAMOND



**BAUSCH+LOMB**

See better. Live better.

**iCARE**  
MEDICAL

**Alcon** A Novartis  
Division

PLATINUM



tha  
TO OUR G  
**SPON**

GOLD





**جمعجوم فارما**  
Jamjoom Pharma

**MEDI TEC EGYPT CORP.**  
Limited Crop. Egypt

**VIEWTEC**  
فيوتك

**Egy Medical**

**KIRONOFER INTERNATIONAL**

**USIOL**

SILVER



**Alsafa & Almarwa**  
MEDICAL EQUIPMENT



**elezaby**  
pharmacy

**EI Fody**  
IMPORT & EXPORT - CONTACT LENSES



**Eipico**  
Ophthalmics

**nks**  
ENERGIOUS  
SORS



**SHARP VISION**  
FUTURE VISION TECHNOLOGY

**Tycoon Egypt**  
تايقون ايڤيبت

**RIMA**  
SYRIAN COMPANY  
MEDICAL SUPPLIES

**PHARMA MEDICA**  
فارما ميديكا

**iTech**  
medical

**Al Sherif**  
for Medical Supplies

**قنديل**  
للمصنعة والتجارة



**LDY**  
Lahib Demian Youssef & Co  
Surgery, Laboratory, Metakryl & Medical Instruments



**الشركة المصرية للأجهزة الطبية**  
Egyptian Company for Medical Equipments

**DEVART Lab**  
TOGETHER FOR WORTHY LIFE



**ACUVUE**  
BRAND CONTACT LENSES  
INNOVATION FOR HEALTHY VISION™

**Kodak LENS**



**El Ro many ophthalmics**  
Import & Export  
Trade Agencies



**Enjoy a new vision**  
**EL-NOUR OPTICS**

**BB GR**  
OPTIQUE

**الهندسة**  
للأجهزة الطبية

**rameda**  
Quality For All

Hurricane for Trading

KAIXIN ULTRASOUND

# CONFERENCE HALLS

- ↪ Pearl 1 ... Main Hall  
Level (-2)
- ↪ Pearl 3 ... Hall A  
Level (-2)
- ↪ Granite ... Course 1  
Level (-2)
- ↪ Amber ... Course 2  
Level (-1)
- ↪ Turquoise ... Course 3  
Level (-1)
- ↪ Onyx ... Course 4  
Level (-1)



# SPEAKERS INSTRUCTIONS

## Congress halls will be equipped with:

Two laptops: one Apple Mac & one PC with Microsoft Windows 8 and Microsoft Office 2013.  
Internet access will NOT be available inside the meeting rooms.

To ensure that the meeting progresses smoothly, please stick to the following instructions:

- All presentations should be recorded on a USB flash memory (preferred).
- Please save presentations in PowerPoint 2007 or later format for PC & Keynote for Apple.
- Upload your presentation early to the Audiovisual Center (RM Events) as we will load the presentations to the hard drive of our systems before the sessions by one hour.
- No personal laptops are permitted for presentations.
- In case you have problems with your presentation(s), please do not hesitate to contact the IT support team (RM Events).

Computerized  
**Count-Down  
TIMER**  
will monitor speakers' time

So make sure to present during the given time,  
as **NO EXTRA TIME IS ALLOWED**

12:55  → 00:55 



Microsoft



Powered by  
**RM EVENTS**

Address: Suite 301, Level 3, Nassar Tower,  
1 Mostafa Kamel Street, Roushdy  
Phone: +20 (0) 35226738, +20 (0) 35226572  
Hotline: +2012-85555421  
E-mail: [conferences@rmsolutions.net](mailto:conferences@rmsolutions.net)  
Web: [www.rm-events.org](http://www.rm-events.org)

## Dorzolamide 2% / Timolol 0.5%

- Provides 50% reduction for IOP>30 mmHg
- Consistent & maintained IOP - lowering effect.
- Effective add-on therapy to Latanoprost.
- High safety profile.
- Favorable tolerability.



One drop in the affected eye(s) twice daily<sup>8</sup>.

**COMPOSITION:** Each 1.00 ml contains: Dorzolamide hydrochloride 22.26 mg (equivalent to 20 mg Dorzolamide), Timolol maleate 6.83 mg (equivalent to 5 mg Timolol). **THERAPEUTIC CLASS:** DORZOLAMOL ophthalmic solution (dorzolamide hydrochloride and timolol maleate), is the first combination of a topical carbonic anhydrase inhibitor and a topical beta-adrenergic receptor blocking agent. **INDICATIONS:** DORZOI AMOL is indicated in the treatment of elevated intracranial pressure (IDP) in patients with open-angle glaucoma, pseudoexfoliative glaucoma or ocular hypertension when topical beta-blocker monotherapy is not sufficient. **DOSEAGE & ADMINISTRATION:** The dose is one drop of DORZOLAMOL in affected eye(s) two times daily.-When substituting DORZOI AMOL for another ophthalmic anti-glaucoma agent(s), discontinue the other agent(s) after proper dosing on one day, and start DORZOI AMOL on the next day.-If another topical ophthalmic agent is being used, DORZOLAMOL and the other agent should be administered at least ten minutes apart. **CONTRAINDICATIONS:** DORZOI AMOL is contraindicated in patients with:-Bronchial asthma or a history of bronchial asthma, or severe chronic obstructive pulmonary disease.-Sinus bradycardia, second or third degree atrioventricular block, overt cardiac failure, congestive heart failure, or a history of congestive heart failure. **WARNINGS AND PRECAUTIONS:** As with all topically-applied ophthalmic agents, this drug may be absorbed systemically. **Cardiovascular/Respiratory Reactions:**-As with other topically-applied ophthalmic agents, this drug may be absorbed systemically. The timolol component is a beta-blocker. Therefore, the same types of adverse reactions found with systemic administration of beta-blockers may occur with topical administration, including worsening of Prinzmetal's angina, worsening of severe peripheral and central circulatory disorders and hypotension.-Because of the timolol maleate component, cardiac failure should be ac- watched for and pulse rates should be checked - Respiratory reactions and equally controlled before beginning therapy with DORZOLAMOL. In patients with a history of severe cardiac disease, signs of cardiac failure should be cardiac reactions, including death due to bron- chopasm in patients with asthma and rarely death in association with cardiac failure, have been reported following adminis tration of timolol maleate. **Hepatic Impairment:** - DORZOLA-MOL has not been studied in patients with hepatic impairment and should therefore be used with caution in such patients.**Immunology and Hypersensitivity:** - As with all topically-applied ophthal-mic drugs, this drug may cause a hypersensitivity reaction. If a systemic administration of beta-blockers may cause a hypersensitivity reaction, hypersensitivity reactions to topical ophthalmics are also possible. **Allergic reactions:** - As with all topically applied ophthalmic drugs, this drug may cause toxic epidermal necrolysis, allergic contact dermatitis, conjunctivitis, corneal edema, lacrimation, dryness, discontinuation of this preparation may lead to ocular adverse effects, similar to those observed with dorzolamide hydrochloride eye drops, have been seen with DOKZOLAMOL. If such reactions occur, discontinuation of DOKZOLAMOL should be considered.-While taking (β-blockers, patients with a history of allergy or a history of severeanaphylactic reaction to a variety of allergens may be more reactive to accidental, diagnostic, or therapeutic repeated challenge with such allergens. Such patients may be unresponsive to the usual doses of epinephrine used to treat anaphylactic reactions.**Concomitant Therapy:** The following concomitant medication is not recommended: -Dorzolamides and oral carbonic anhydrase inhibitors.-Topical beta-adrenergic blocking agents.**Withdrawal of Therapy:** - As with systemic beta-blockers, if discontinuation of ophthalmic timolol is needed in patients with coronary heart disease, therapy should be withdrawn gradually.**Additional Effects of Beta-Blockade:** - Therapy with beta-blockers may mask certain symptoms of hypoglycaemia in patients with diabetes mellitus or hypoglycaemia. Therapy with beta-blockers may mask certain symptoms of hyperthyroidism.

8- Insert leaflet

**Scientific Office :**

496, El Horreya Ave., Bolkelv, Alexandria. Tel. : (03) 5823745 - 5839670

P.O.Box : 12 Sidi Gaber, Alexandria, Egypt. Fax : (03) 5830958

E-Mail : [marketing@pharco.com.eg](mailto:marketing@pharco.com.eg)



**PHARCO**  
PHARMACEUTICALS



*CRAFTED FOR ULTIMATE CONVENIENCE*

# Twinzol SDU

Dorzolamide 2%/Timolol 0.5%



 **Orchidia**  
Pharmaceutical Ind.  
Excellence in Quality





Full prescribing information please contact:

Novartis Pharma S.A.E. 3 El Sawah St. El Amria,

Cairo, Egypt P.O. Box 1893- Code 11511

Tel : +2 02 22861000

Fax : +2 02 24505345

www.novartis.com.eg



# PROGRAM AT A GLANCE

## WEDNESDAY | 27 March, 2019

Pearl 1 Main Hall	Pearl 3 Hall A	Granite Course 1	Amber Course 2	Turquoise Course 3	Onyx Course 4
REGISTRATION					
08:00					
08:30					
09:00					
09:30					
10:00	Guest Lecture	Guest Lecture		Guest Lecture	
10:30	Retina Symposium: Updates on Neovascular AMD Diagnosis, Prognosis & Treatment	Refractive Course I: How to start performing refractive surgery?	Visual Field Course	Glaucoma Course I: Childhood Glaucoma	Anterior Segment Imaging Course
11:00					
11:30					
12:00					
12:30					
13:00					
13:30	HS/OIRS Symposium: The quest for perfection in Anterior Segment Surgery	Guest Lecture			Guest Lecture
14:00	Glaucoma Symposium I: New Modalities for Glaucoma Surgery	Pediatric Cataract Symposium	Cataract Course I: Advanced Phaco	Oculoplastic Course: Eyelid Cysts & Tumors	Endophthalmitis Course
14:30					
15:00	Alcon Symposium				
15:30					
16:00					
16:30	Guest Lecture	Guest Lecture	Neuro-ophthalmology Course: Pearls of Clinical neuro-ophthalmology Examination	Retina Course I: Diabetic Retinopathy Course	Cornea Course I: Shifting to Lamellar Keratoplasty (DALK and DMEK)
17:00	Refractive Panel: Recent Advances in Refractive Surgery	Young Ophthalmologist Session			
17:30					
18:00					



# WEDNESDAY

27 March, 2019

08:00

Registration

PEARL 1 - MAIN HALL

1

10:00 - 10:30

Guest Lecture

10:00 - 10:30

FLACS  
Omid Kermani

PEARL 1 - MAIN HALL

2

10:30 - 12:00

**Retina Symposium: Updates on Neovascular AMD  
Diagnosis, Prognosis and Treatment**

**Moderator:**

Alaa Fathy

10:30 - 10:42

"OCT Angiography in Neovascular AMD... What we have learnt so far?"  
**Mohamed Sharaf**

10:42 - 10:54

Multimodal Imaging in Wet AMD, Activity Detection  
**Mohamed Nawara**

10:54 - 11:06

Prognostic Factors in Neovascular AMD  
**Moustafa Mahmoud**

11:06 - 11:18

Fibrotic Choroidal Neovascularization Revisited  
**Wael Osman El-Haig**

11:18 - 11:30

New Laser modalities in treatment of neovascular AMD  
**Tamer Fahmy**

11:30 - 11:42

Treatment Guidelines in Wet AMD  
**Yasser Serag**

11:42 - 11:54

Updates on Treatment of Wet AMD  
**Alaa Fathy**

11:54 - 12:00

Discussion

12:00 - 13:00

Coffee Break

## PEARL 3 - HALL A

3

10:00 - 10:30

## Guest Lecture

10:00 - 10:30

Phagocytes IOLs Pros and Cons  
**Erik Mertens**

## PEARL 3 - HALL A

4

10:30 - 12:00

## Cataract Panel: Recent Advances in Cataract Surgery

Moderator:

Khaled Mansour

Panelists:

Abdallah Hassouna, Alaa El-Zawawi, Gamal El Noubi,  
Hazem Yassin

10:30 - 10:48

Centering of decentered IOLs  
**Abdallah Hassouna**

10:48 - 11:06

Management of a small pupil, personal experience  
**Gamal El Noubi**

11:06 - 11:24

Phaco challenges  
**Alaa El-Zawawi**

11:24 - 11:42

Phaco challenges in corneal comorbidity  
**Hazem Yassin**

11:42 - 12:00

Late postoperative capsular block, peculiar forms  
**Khaled Mansour**

12:00 - 13:00

Coffee Break

# WEDNESDAY

27 March, 2019

GRANITE - COURSE 1

5

10:00 - 12:00

## Refractive Course I: How to start performing refractive surgery?

Moderator:

Hisham Hasby

10:00 - 10:20

Introduction  
**Hisham Hasby**

10:20 - 10:40

Basic concepts in refractive surgery; what we should know and tell  
**Ashraf Borai**

10:40 - 11:00

How to initiate prk  
**Mohamed El Moddather**

11:00 - 11:20

The smile adventure  
**Amr Elamin**

11:20 - 11:40

Beyond the refractive galaxy  
**Mohamed Iqbal**

11:40 - 12:00

Mystery of phakic IOLs  
**Ahmed Saeed**

12:00 - 13:00

Coffee Break



## AMBER - COURSE 2

6

10:00 - 12:00

**Visual Field Course****Coordinator:**

Laila Hamouda

10:00 - 10:24

Tarek El-Bromboly

10:24 - 10:48

Hazem Helmy

10:48 - 11:12

Heba Radi

11:12 - 11:36

Naela Siam

11:36 - 12:00

Ihab Nafee

12:00 - 13:00

Coffee Break

# WEDNESDAY

27 March, 2019

TURQUOISE - COURSE 3

7

10:00 - 10:30

Guest Lecture

10:00 - 10:30

1. Applanation Tonometry: Unpredictable and Invalid after Laser Refractive Surgery Understanding Commercial Devices for the Clinical Assessment of Corneal  
2. Biomechanics  
Cynthia Roberts

TURQUOISE - COURSE 3

8

10:30 - 12:00

Glaucoma Course I: Childhood Glaucoma

Coordinator:

Iman El Hefny

10:30 - 11:00

Nader Bayoumi

11:00 - 11:30

Farid Wagdy

11:30 - 12:00

Ghada Gawdat

12:00 - 13:00

Coffee Break

## ONYX - COURSE 4

9

10:00 - 12:00

**Anterior Segment Imaging Course****Coordinator:****Azza Ismail Sedkey****10:00 - 10:24**Corneal biomechanics; Past and Future!  
**Hossam Ziada****10:24 - 10:48**What more does pentacam offer  
**Ihab Othman****10:48 - 11:12**Role of anterior segment OCT in corneal imaging  
**Haitham Y. Al-Nashar****11:12 - 11:36**Anterior segment OCT after diferent corneal procedures  
**Hazem Rashed****11:36 - 12:00**Central Corneal thickness and Glaucoma ... The Inseparables  
**Azza Ismail Sedkey****12:00 - 13:00****Coffee Break**



# WEDNESDAY

27 March, 2019

## PEARL 1 - MAIN HALL

10

13:00 - 15:00

### HSIOIRS Symposium: The quest for perfection in Anterior Segment Surgery

Chairpersons:

Kostantina Koufala, Pandelis Papadopoulos

13:00 - 13:17

The quest for perfection in the Ocular Surface  
**Dimitrios Mikropoulos**

13:17 - 13:34

The quest for perfection in Refractive Surgery  
**Petros Smachliou**

13:34 - 13:51

The quest for perfection in Cornea  
**Miltos Balidis**

13:51 - 14:08

The quest for perfection in Refractive Lens Surgery  
**Pandelis Papadopoulos**

14:08 - 14:25

The quest for perfection in the IOLs  
**Kostantina Koufala**

14:25 - 14:42

The quest for perfection in the IOL Power precision  
**Elisabeth Patsoura**

14:42 - 14:59

The quest for perfection in surgical glaucoma  
**Vasileios Karampatakis**

14:59 - 15:00

Discussion

## PEARL 1 - MAIN HALL

11

15:00 - 15:15

### Alcon Symposium

**Alcon** A Novartis  
Division

15:15 - 16:00

Lunch

## PEARL 3 - HALL A

12

13:00 - 15:00

**Glaucoma Symposium I: New Modalities for Glaucoma Surgery****Moderator:** Taha Labib

13:00 - 13:15

Lasers  
**Ahmed Hossam**

13:15 - 13:30

Safety and Efficacy Of TSCPC  
**Ahmed Salah**

13:30 - 13:45

Modulation Of Wound Healing  
**Adel Abdel Razek**

13:45 - 14:00

Viscotrabeculotomy in treatment of neovascular glaucoma and uncontrolled primary angle closure glaucoma  
**Ahmed Samy Elwehidy**

14:00 - 14:15

Lensectomy In ACG  
**Mohamad Saad Morsy**

14:15 - 14:30

Trabeculectomy With Opening Of Suprachoroidal Space  
**Said Shalaby**

14:30 - 14:45

A Promising Step Forward In Trabeculectomy  
**Tarek Aboulnasr**

14:45 - 15:00

"30 years experience with shunt procedures"  
**Amr Saleh**

15:15 - 16:00

Lunch

# WEDNESDAY

27 March, 2019

GRANITE - COURSE 1

13

13:00 - 13:30

Guest Lecture

13:00 - 13:30

Vertical Deviations  
Anthony Murray

GRANITE - COURSE 1

14

13:30 - 15:00

Pediatric Cataract Symposium

Moderator:

Hussein Ali Hussein

13:30 - 14:00

Nihal Shakankiry

14:00 - 14:30

Hussein Ali Hussein

14:30 - 15:00

Adel El Layeh

15:15 - 16:00

Lunch



## AMBER - COURSE 2

15

13:00 - 15:00

**Cataract Course I: Advanced Phaco****Coordinator:**

Hatem Ammar

13:00 - 13:20

Mohamed Gamil

13:20 - 13:40

Tamer Mekkawy

13:40 - 14:00

Amr El Samra

14:00 - 14:20

Ismail Moftah

14:20 - 14:40

Sameh Fouda

14:40 - 15:00

Hesham Adel Hassan

15:15 - 16:00

Lunch

# WEDNESDAY

27 March, 2019

TURQUOISE - COURSE 3

16

13:00 - 15:00

## Oculoplastic Course: Eyelid Cysts & Tumors

**Moderators:** Omar Elshabrawy, Sherif Elwan

13:00 - 13:15  
Eyelid cystic lesions  
**Sherif Elwan**

13:15 - 13:30  
Benign eyelid Tymours  
**Tamer Gawdat**

13:30 - 13:45  
Malignant eyelid Tumours  
**Ahmed Nour**

13:45 - 14:00  
Eyelid reconstruction after tumor excision  
**Ali Mahmoud Ismail**

14:00 - 14:15  
Full thickness lid reconstruction after Tumour excision  
**Mahmoud Saleh**

14:15 - 14:30  
Challenge of management of large lid mass  
**Ibrahim Allam**

14:30 - 14:45  
Principles of lid reconstruction  
**Ahmed Amin**

14:45 - 15:00  
Squamous cell carcinoma of eyelids  
**Hossam Koura**

15:15 - 16:00  
Lunch

## ONYX - COURSE 4

17

13:00 - 13:30

## Guest Lecture

13:00 - 13:30

1. Artificial intelligence in Medicine: Empowering Ophthalmologists  
 2. Lens regeneration using endogenous stem cells for treatment of congenital cataract  
**Haotian Lin**

## ONYX - COURSE 4

18

13:30 - 15:00

## Endophthalmitis Course

Coordinator:

Abdel Latif Siam

13:30 - 14:00

Fadel Abou Shousha

14:00 - 14:30

Hossam Moharam

14:30 - 15:00

Mohsen Abou Shousha

15:15 - 16:00

Lunch



# DORC

  
Egy Medical


**evo**  
Phaco-Vitrectomy System  
**UPGRADED**









We make it visible

The moment innovation and passion  
lead to the best vision for your patient.  
**This is the moment we work for .**



**TRADE IT.  
UPGRADE IT.**

*To trade in and upgrade ... Please visit our booth in EOS*

-  399 Ramses St, Abbassia - Cairo, Egypt
-  (+202) 24663103 - 26846900
-  (+202) 26849997
-  <https://www.facebook.com/zeissegypt/>



# WEDNESDAY

27 March, 2019

PEARL 1 - MAIN HALL

19

16:00 - 16:30

Guest Lecture

16:00 - 16:30

Treatment and Prevention of ROP in Shenzhen, China 2003-2018  
**Guoming Zhang**

PEARL 1 - MAIN HALL

20

16:30 - 18:00

Refractive Panel: Recent Advances in Refractive Surgery

Moderator:

Mohamed Hosny

Panelists:

Ashraf El Habbak, Medhat Shawky, Moataz Sabry, Osama Ibrahim,  
Sherif Hosny, Tarek Elnaggar, Walid Abosamra

PEARL 3 - HALL A

21

16:00 - 18:00

Strabismus Symposium: Basic Strategies in Management  
of Incomitant Strabismus

Coordinator:

Ibrahim Eladawy

16:00 - 16:24

Incomitant strabismus; Guide lines for treatment  
**Ibrahim Eladawy**

16:24 - 16:48

Mechanical and Restrictive Strabismus; Pathophysiology &  
Plan for Management  
**Sayed Eltokhy**

16:48 - 17:12

Guidelines for A/V Pattern Management  
**Akmal Rizk**

17:12 - 17:36

Atypical cranial nerve palsy  
**Hesham Khattab**

17:36 - 18:00

Thyroid Eye Disease  
**Lobna khazbak**



## GRANITE - COURSE 1

22

16:00 - 16:30

## Guest Lecture

16:00 - 16:30

1. Exploration of the application of artificial intelligence in ophthalmology
  2. Robot-assistant in ophthalmology
- Lezheng Wu**

## GRANITE - COURSE 1

23

16:30 - 18:00

## Young Ophthalmologist Session

Chairpersons:

Ahmed Abou Eleinein, Mervat Mourad, Taha Sarhan

16:30 - 16:38

Updates in amblyopia therapy  
**Mohamed Ali Hamad**

16:38 - 16:46

IOL Master Optical Biometry versus Conventional Ultrasonic Biometry in Intraocular Lens Power Calculations in Highly Myopic versus Emmetropic Eyes  
**Mina Nasry**

16:46 - 16:54

Central corneal thickness in relation to axial errors of refraction  
**Ahmad Abu El-Seoud**

16:54 - 17:02

Assessment of Macular Edema in Diabetic Retinopathy after Intravitreal Injection of Ranibizumab  
**Amira Mostafa El Gendy**

17:02 - 17:10

Assessment of corneal endothelial cell changes caused by Mitomycin-c application during pterygium surgery  
**Ahmed Abdelbaset**

17:10 - 17:18

Assessment of Foveal Avascular Zone in Diabetic patients using Optical Coherence Tomography Angiography  
**Esraa Abdelalim**

17:18 - 17:26

Sequential versus simultaneous photorefractive keratectomy and corneal collagen cross linking in keratoconus treatment  
**Nancy Safwat**

17:26 - 17:34

Epithelial Mapping: A New Tool in Clinical Practice  
**Samar Sherif**

17:34 - 17:42

Management of immune corneal ulcer  
**Amr Saeed**

17:42 - 18:00

Discussion

# WEDNESDAY

27 March, 2019

AMBER - COURSE 2

24

16:00 - 18:00

## Neuro-ophthalmology Course: Pearls of Clinical neuro-ophthalmology Examination

Coordinator: Mohamed El Sebaey

- |               |  |
|---------------|--|
| 16:00 - 16:20 | Inflammatory optical neuropathies and OCT<br><b>Amar Ailem</b>                 |
| 16:20 - 16:40 | Update on Management of Multiple Sclerosis<br><b>Amr Hassan</b>                |
| 16:40 - 17:00 | Management of Nystagmus<br><b>Ahmed El Shafey</b>                              |
| 17:00 - 17:20 | Cavernous Sinus Syndromes<br><b>Ashraf Desouky</b>                             |
| 17:20 - 17:40 | Video of Neuro-ophthalmic Examination<br><b>Abdallah El Minesy</b>             |
| 17:40 - 18:00 | Ischemic Optic Neuropathy Diagnosis and Management<br><b>Essam El Matbouly</b> |

## TURQUOISE - COURSE 3

25

16:00 - 18:00

**Retina Course I: Diabetic Retinopathy Course****Moderator:****Hassan Hegazy**

16:00 - 16:17

Pathogenesis and classification  
**Khaled Selim**

16:17 - 16:34

Multiple image modalities in diagnosis  
**Mohamed Shikhoun**

16:34 - 16:51

Laser treatment  
**Mohamed Hassanen**

16:51 - 17:08

Intravitreal injections  
**Hassan Hegazy**

17:08 - 17:25

Diabetic maculopathy other options than injection  
**Karim Rizk**

17:25 - 17:42

Vitrectomy in diabetics  
**Mahmoud Khalil**

17:42 - 17:59

Preferred practice pattern in DR management  
**Mohamed Tarek**

17:59 - 18:00

Discussion



# WEDNESDAY

27 March, 2019

ONYX - COURSE 4

26

16:00 - 18:00

## Cornea Course I: Shifting to Lamellar Keratoplasty (DALK and DMEK)

**Moderator:**

Mohamed Bahgat Badawi

16:00 - 16:10

DALK versus PKP  
**Assad Nour El Din**

16:10 - 16:20

DALK: the big bubble technique  
**Assad Nour El Din**

16:20 - 16:30

Different Bubbles and how to manage  
**Mohamed Bahgat Badawi**

16:30 - 16:40

The failed big bubble  
**Ahmed Sherif**

16:40 - 16:50

Mission impossible: DALK in extreme situations  
**Ahmed Sherif**

16:50 - 17:00

Refractive surgery after DALK  
**Khaled Abdelazeem**

17:00 - 17:10

DMEK versus DSAEK  
**Mahmoud Saleh**

17:10 - 17:20

DMEK graft preparation  
**Mohamed Kabil**

17:20 - 17:30

Centration and unfolding  
**Mohamed Bahgat Badawi**

17:30 - 17:40

Triple DMEK  
**Nader Fathy Fawzy**

17:40 - 17:50

Complications and causes of failure in DMEK  
**Mohamed Kabil**

17:50 - 18:00

Discussion

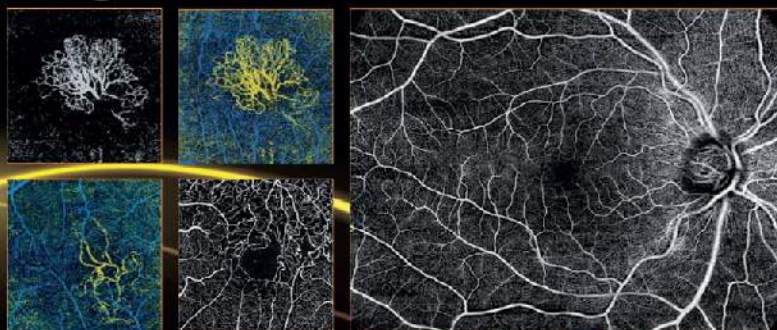


Optical Coherence Tomography

# RS-3000 Advance II

See it in Advance

## AngioScan



Images courtesy of Eric Souied, MD, PhD,  
Centre Hospitalier Intercommunal de Crestell

Panorama image 12 x 9 mm

See it in high resolution with the AngioScan\* image

See it with selectable OCT sensitivity

See it with wide area and high definition OCT

See it with a wide area normative database

\* AngioScan (OCT Angiography) is optional software.



**NIDEK**

THE ART OF EYE CARE



YOUR VISION. OUR FOCUS.

# FOCUSING ON YOUR SUCCESS





# PROGRAM AT A GLANCE

THURSDAY | 28 March, 2019

Pearl 1 Main Hall	Pearl 3 Hall A	Granite Course 1	Amber Course 2	Turquoise Course 3	Onyx Course 4
08:00					
08:30					
09:00	General Assembly				
09:30					
10:00					
10:30	Golden Medal & Soliman Lecture				
11:00					
11:30		COFFEE BREAK			
12:00					Retina Course II: Recent Vitreoretinal Techniques
12:30	AAO Session				
13:00					
13:30				Oncology Course: Different Unusual Presenting Ocular Tumors, How to Manage? (debate)	Guest Lecture
14:00		Cataract Course II: Modern ECCE - A step towards phac	Refractive Course II: Advanced Refractive Surgery		Cornea Course II: Infective Keratitis
14:30	North African Session				
15:00		Glaucoma Symposium II: Advanced Glaucoma			
15:30	Alcon Symposium				
16:00		LUNCH			
16:30					
17:00			Guest Lecture		Glaucoma Course II: Missed Hints
17:30	Refractive Symposium	Retina Course III: Basic Vitrectomy Course	Electrophysiology Course	OCT and OCT Angio Symposium	
18:00		Guest Lecture Oculoplastic Symposium: Lacrimal Surgery Debate			
18:30					
20:30		I care medical Symposium			

# THURSDAY

28 March, 2019

PEARL 1 - MAIN HALL

27

08:00 - 10:00 General Assembly

PEARL 1 - MAIN HALL

28

10:00 - 11:00 Golden Medal & Soliman Lecture

10:00 - 11:00

Golden Medal  
Mohamed Ayoub



10:00 - 11:00

The Value of Visual Field in Intracranial Disorder  
Attiat Mostafa

11:00 - 11:30

Coffee Break

## PEARL 1 - MAIN HALL

29

11:30 - 13:30

## AAO Session

**Moderator:** Alaa El Danasoury

- 11:30 - 11:42 Selective Laser Capsulotomy (capsulaser)  
**Erik Mertens**
- 11:42 - 11:54 Cataract Surgery in Irregular Astigmatism  
**Sheraz Daya**
- 11:54 - 12:06 Surgical Presbyopia Therapy Today  
**Omid Kermani**
- 12:06 - 12:18 Trifocal IOLs, 6 month Clinical outcome  
**Alaa El Danasoury**
- 12:18 - 12:30 Trifocal lenses following Laser Ablative Refractive Surgery  
**Sheraz Daya**
- 12:30 - 12:42 One network: the Academy's Global Platform for Ophthalmic Education  
**Jane Aguirre**
- 12:42 - 12:54 Corneal Biomechanics in Refractive Surgery: An Update  
**Cynthia Roberts**
- 12:54 - 13:06 And the winner is ... PRK, LASIK or SMILE?  
**Omid Kermani**
- 13:06 - 13:18 Use of an Anterior Segment OCT in Preoperative Planning and Postoperative Evaluation in ICL Surgery  
**Erik Mertens**
- 13:18 - 13:30 Common Misconceptions in Interpreting Corneal Topography  
**Cynthia Roberts**

Sponsored by:



# THURSDAY

28 March, 2019

ONYX - COURSE 4

30

11:30 - 13:30

## Retina Course II: Recent Vitreoretinal Techniques

Moderator:

Hisham Hassan

11:30 - 11:45

The role of ANTIVEGF injection in DME with VMA

[Ahmed Abdel Alim](#)

11:45 - 12:00

Retinal expansion and macular massage

[Hazem El Nashar](#)

12:00 - 12:15

What to do and what not to do in diabetic vitrectomy?

[Mohamed Abdallah Gad](#)

12:15 - 12:30

Use your instruments arsenal; No shame in wanting more

[Ahmed Habib](#)

12:30 - 12:45

Different Methods of anterior chamber removal of IOFBs

[Wael Soliman](#)

12:45 - 13:00

Classification and management of PFV

[Mariam El Fiky](#)

13:00 - 13:15

Vitrectomy for diabetic maculopathies: Are results always reliable

[Hisham Hassan](#)

13:15 - 13:30

Advanced machine technology

[Ahmed Sobhy](#)



## PEARL 1 - MAIN HALL

31

13:30 - 15:30

## North African Session

Chairpersons:

Abdel Wahed Amraoui, Ahmed Trabelsi, Amel Ouertani, Lamia El Fekiht

13:30 - 13:42

Ahmed valve device in pediatric refractory glaucoma

**Mohamed Ali El Afrit**

13:42 - 13:54

Treatment of keratoconus: what's new

**Omar Beltaief**

13:54 - 14:06

Corneal OCT and Keratoconus

**Hasnaa Lamari**

14:06 - 14:18

'Intraoperative OCT in vitreoretinal surgery: advantages and limits'

**Omar Trabelsi**

14:18 - 14:30

Chandelier assisted buckling surgery

**Walid Zbiba**

14:30 - 14:42

Fighting Fibrosis to enhance the outcome of antiglaucoma surgery

**Amel Ouertani**

14:42 - 14:54

Is it always an OAG?

**Loubna Elmaaloum**

14:54 - 15:06

Ocular Allergy

**Sihem Lazreg**

15:06 - 15:18

New concept in upper blepharoplasty

**Ahmed Ben Said**

15:18 - 15:30

"Strategy of etiologic diagnosis in oculomotor palsy"

**Lamia El Fekih**

## PEARL 1 - MAIN HALL

32

15:30 - 15:45

## Alcon Symposium

15:30 - 15:45

Enhancing cataract surgery

**Khaled Abd Elrahman****Alcon** A Novartis Division

15:45 - 16:30

Lunch

# THURSDAY

28 March, 2019

PEARL 3 - HALL A

33

13:30 - 15:30

## Glaucoma Symposium II: Advanced Glaucoma

**Moderator:** Tharwat Mokbel

- |               |  |
|---------------|--|
| 13:30 - 13:47 | First Line Glaucoma Management Choices and Challenges<br><b>Ahmad Khalil</b> |
| 13:47 - 14:04 | Advanced Juvenile Glaucoma<br><b>Ahmed Mostafa Abdel Rahman</b>              |
| 14:04 - 14:21 | Trabeculectomy<br><b>Mohamad Abdelmoniem</b>                                 |
| 14:21 - 14:38 | Glaucoma and Rock Inhibitors<br><b>Mostafa Nassar</b>                        |
| 14:38 - 14:55 | Patients With AG Why Should We Interfere<br><b>Tarek Eid</b>                 |
| 14:55 - 15:12 | New Drug Delivery Systems In Glaucoma<br><b>Hany Elebiary</b>                |
| 15:12 - 15:29 | Monitoring Advanced Glaucoma<br><b>Tarek Ragaiey</b>                         |
| 15:29 - 15:30 | Discussion   |

15:45 - 16:30 Lunch

## GRANITE - COURSE 1

34

13:30 - 15:30

**Cataract Course II: Modern ECCE - A step towards phac****Moderator:**

Ahmed Mostafa Ismail

13:30 - 14:10

Capsular Surgery  
**Ahmed Mostafa Ismail**

14:10 - 14:50

Modern SICS Poor Man Phaco  
**Mohamed Shehata Hussien**

14:50 - 15:30

Golden Rules to Convert ECCE to Phacoemulsification  
**Mohammed El-Ashri**

15:45 - 16:30

Lunch

# THURSDAY

28 March, 2019

AMBER - COURSE 2

35

13:30 - 15:30

## Refractive Course II: Advanced Refractive Surgery

**Moderator:** Mohamed Elkateb

13:30 - 13:50

Difficult Refractive Femtosecond Laser Cases

**Amr Mounir**

13:50 - 14:10

Wavefront guided customized ablations

**Mortada A. Abozaid**

14:10 - 14:30

Haze after PRK

**Riad Elzahr**

14:30 - 14:50

Femtosome: management of intraoperative complications

**Ayman Abd El Rahman**

14:50 - 15:10

Refractive surgery in children

**Mohamed Elkateb**

15:10 - 15:30

Toric ICL for Refractive Rehabilitation of Keratogenic patients

**Waleed Allam**

15:45 - 16:30

Lunch



## TURQUOISE - COURSE 3

36

13:30 - 15:30

**Oncology Course: Different Unusual Presenting Ocular Tumors, How to Manage? (debate)**

Coordinator:

Othman Ziko

13:30 - 14:00

Azza Ahmed

14:00 - 14:30

Hisham Khairy

14:30 - 15:00

Abdalla El Hussein

15:00 - 15:30

Rehab Mostafa Kamel

15:45 - 16:30

Lunch

# THURSDAY

28 March, 2019

ONYX - COURSE 4

37

13:30 - 14:00

Guest Lecture

13:30 - 14:00

Corneal Wedges Patches and Crescents  
[Sheraz Daya](#)

ONYX - COURSE 4

38

14:00 - 15:30

Cornea Course II: Infective Keratitis

Moderator:

[Ayman El Shiaty](#)

14:00 - 14:12

Introduction  
[Ayman El Shiaty](#)

14:12 - 14:24

Pathological responses of the cornea  
[Ahmed Abdelhamid Ahmed](#)

14:24 - 14:36

Viral and bacterial keratitis  
[Sherif Eissa](#)

14:36 - 14:48

Fungal keratitis  
[Akram El Gazar](#)

14:48 - 15:00

Protozoal keratitis  
[Hosny Hassan](#)

15:00 - 15:12

Post LASIK infection  
[Hassan Shams](#)

15:12 - 15:24

Management of corneal perforations  
[Ahmed Farghaly](#)

15:24 - 15:30

Discussion

15:45 - 16:30

Lunch

## PEARL 1 - MAIN HALL

39

16:30 - 18:30

## Refractive Symposium

**Moderator:** Ali Arfi, Mohamed Shafik

16:30 - 16:45	Guest Lecture Sami Rabia
16:45 - 17:00	Are there dissatisfied patients after ICL implant? Who and why? Merieme Harouch
17:00 - 17:12	Mounir Khalifa
17:12 - 17:24	Magdy Khallaf
17:24 - 17:36	Abdelrahman Elsebaïy
17:36 - 17:48	Ahmed Sedky
17:48 - 18:00	Abdelmoem Hamed
18:00 - 18:12	Khaled Nagy
18:12 - 18:24	Sameh Elagha
18:24 - 18:30	Ali Arfi



# LUCENTIS®

## RANIBIZUMAB



Full prescribing information please  
contact: Novartis Pharma S.A.E. 3 El  
Sawah St. El Amiria , Cairo, Egypt  
P.O. Box 1893- Code 11511  
Tel : +2 02 22861000  
Fax : +20 2 24505345  
[www.novartis.com.eg](http://www.novartis.com.eg)



# PROVEN STABILITY OF ACRYSOF® TORIC IOL

A reliable solution for astigmatic  
cataract patients<sup>1,2</sup>

At the first post-op visit

**91.9%** of AcrySof® IQ  
IOLs were  $\leq 5^\circ$  of  
post-op alignment  
(n=626 eyes)  $p < 0.0001$

**81.8%** of TECNIS® Toric  
IOLs were  $\leq 5^\circ$  of  
post-op alignment  
(n=647 eyes)

**2.5X**  
more stable  
Toric IOL  
platform<sup>2</sup>

For additional information, please consult the Instructions for Use.

<sup>1</sup>Reference toric platform only included 4 eyes (0.6%) for AcrySof IQ Toric IOL and 44 eyes (6.8%) for TECNIS Toric IOL. Reference toric platform prior to April 7, 2015 (September 2014).

<sup>2</sup>Lee JS, et al. Comparison of the Rotational Stability of Two Toric Intraocular Lenses. J Cataract Refract Surg. 2015.

<sup>3</sup>Patel H, Kaurin BA, Hender PJ, et al. First-in-class toric intraocular lens platform: rotational stability in cataract surgery. Clin Exp Ophthalmol. 2015;43(12):1885.

**Alcon**  
a Novartis company

 AcrySof® IQ Toric  
ASTIGMATISM-CORRECTING IOL

 **Advancing**  
CATARACT SURGERY

For Healthcare Professionals only

# THURSDAY

28 March, 2019

PEARL 3 - HALL A

40

16:30 - 17:00

Guest Lecture

16:30 - 17:00

Keratoprosthesis: Pros & Cons  
[Maria Soledad Cortina](#)

PEARL 3 - HALL A

41

17:00 - 18:30

Oculoplastic Symposium: Lacrimal Surgery Debate

Moderator:

[Sadek Maaly](#)

17:00 - 17:15

Double silicon intubation! Novel technique  
[Sadek Maaly](#)

17:15 - 17:30

Drug toxicity to lacrimal drainage system-dry eye  
[Essam Eltokhy](#)

17:30 - 17:45

Trauma to lacrimal drainage system  
[Osama Shalaby](#)

17:45 - 18:00

Classic D C R  
[Hesham Ali Ebrahim](#)

18:00 - 18:15

Debate in C N L D Obstruction  
[Amr Awara](#)

18:15 - 18:30

Endoscopic Matireau tube  
[Mohamad Eltaher](#)

## GRANITE - COURSE 1

42

16:30 - 18:30

**Retina Course III: Basic Vitrectomy Course****Moderator:**

Tarek Mamoun

16:30 - 16:45

Basic Steps and Instrumentation  
Tarek Mamoun

16:45 - 17:00

Tamponading Agents  
Amr El Khanishy

17:00 - 17:15

Management of PVR  
Mohamed Farouk

17:15 - 17:30

Diabetic Vitrectomy  
Walid Abd Al Ghafar

17:30 - 17:45

Macular Holes  
Magdy Tawakol

17:45 - 18:00

Management of RD with Giant Tears  
Ayman El Kawas

18:00 - 18:15

Management of Ocular Trauma  
Mahmoud Farouk

18:15 - 18:30

Complications of Vitreoretinal Surgery  
Abdel Rahman Gaber

# THURSDAY

28 March, 2019

## AMBER - COURSE 2

43

16:30 - 17:00

### Guest Lecture

16:30 - 17:00

1. Imaging and gene sequencing don't give all the answers; why we still need visual electrophysiology  
2. ERG, the sound of retinal orchestra  
**Richard Smith**

## AMBER - COURSE 2

44

17:00 - 18:30

### Electrophysiology Course

Coordinator:

**Azza Shehab**

17:00 - 17:10

Brief introduction to clinical electrophysiology of vision  
**Azza Shehab**

17:10 - 17:30

Extended ISCEV protocols, when would you use them  
**Dorothy Thompson**

17:30 - 17:40

Clinical application of MfERG  
**Amany El Shazly**

17:40 - 18:00

Visual evoked potentials in children  
**Dorothy Thompson**

18:00 - 18:06

Crucial application of VEP in clinical practice  
**Randa Hisham**

18:06 - 18:12

Electrophysiological evaluation of optic neuropathy  
**Mai Abdulnabi**

18:12 - 18:18

Electrophysiology, the key to diagnosis mystery of defective vision  
**Marwa Abdel Shafi**

18:18 - 18:24

Electrophysiology in inherited retinal diseases  
**Caroline Atef**

18:24 - 18:30

Recommended guide line for clinical application of electrophysiology of vision  
**Azza Shehab**



## TURQUOISE - COURSE 3

45

**16:30 - 18:30 OCT and OCT Angio Symposium**

**Moderator:** Karim Adly Raafat

16:30 - 16:50 Magdy Moussa  
 16:50 - 17:10 Zeinab El Sanabary  
 17:10 - 17:30 Nihal Adel Hassan  
 17:30 - 17:50 Hamdy El-Komy  
 17:50 - 18:10 Tarek Radwan  
 18:10 - 18:30 Tarek Hemeida

## ONYX - COURSE 4

46

**16:30 - 18:30 Glaucoma Course II: Missed Hints**

**Coordinator:** Adel Abdelshafik

16:30 - 17:10 Adel Abdelshafik  
 17:10 - 17:50 Hassan Eissa  
 17:50 - 18:30 Enas Mourad

# THURSDAY

28 March, 2019

GRANITE - COURSE 1

47

## 18:30 - 20:30 i Care Medical Symposium

18:30 - 18:35 Welcome & reception

18:35 - 18:40 ICM portofolio  
[Amr Hegazy](#)

### Glaucoma Session

18:40 - 18:50 Experience with eyeOPI1 UCP  
[Ahmed Mostafa](#)

### Cataract and Refractive Session

**Moderator:** [Ahmed El Massry](#)

18:50 - 19:05 The power of combined AS-OCT and placido imaging in the MS-39  
[Alaa El Danasoury](#)

19:05 - 19:15 My experience with presbyopic LASIK Correction  
[Mahmoud Ismael](#)

19:15 - 19:25 New active fluidics technology in phaco surgery  
[Ahmed Assaf](#)

19:25 - 19:35 My experience with toric IOL'S  
[Ahmed Shama](#)

19:35 - 19:40 Discussion

### Ocular Surface Diagnosis and Treatment Session

**Moderator:** [Mohamed Shafik](#)

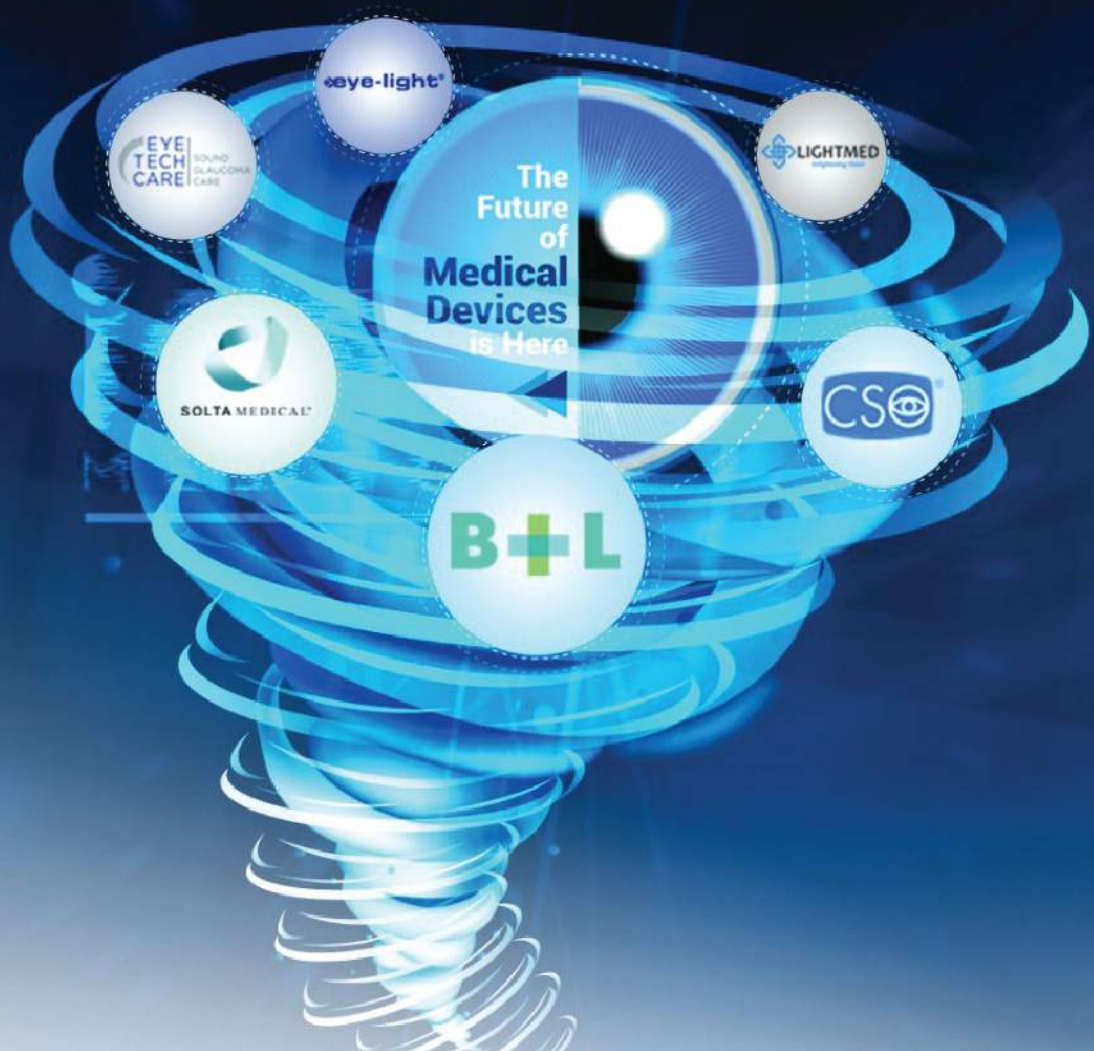
19:40 - 19:50 Recent trends in treatment of dry eyes  
[Mohamed Shafik](#)

19:50 - 20:10 Recent diagnostic modalities of ocular surface disorders  
[Siham Lazreg](#)

20:10 - 20:20 Eye light a further step in the treatment of dry eye  
[Nabil Ragaei](#)

20:20 - 20:30 Discussion

# Gathering **THE EXPERTS**



**iCARE**  
MEDICAL

[www.icaremedical.org](http://www.icaremedical.org)





**VIEWTEC**  
**قيوتك**



Micron M7 Excimer Laser  
for refractive surgery



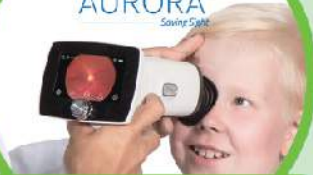
The tonometer for all eye  
care professionals

**MICRO**specialties, LLC.  
specialty ophthalmic products



Calibrated Microkeratome blades  
for refractive surgery

**OPTOMED**  
**AURORA**  
Saving Sight



The most versatile fundus  
camera ever made

**OPTOTEK**  
medical



OPTO Yag M  
OPTO SLT M

**MMD**  
MICRO MEDICAL DEVICES



Battery Powered  
Hand-held diagnostic devices

**plusoptix**  
eye-vision-technology



Binocular pediatric  
Autorefractor

**Frey**



High performance Perimetry



A wide range of autoclaves  
for all requirements

**LowTem**  
Infusion Process  
LOW TEMPERATURE PLASMA STERILIZER



Low Temperature  
Plasma Sterilizers



Ophthalmic surgical instruments



FRIDAY | 29 March, 2019

INTERNATIONAL CONGRESS OF THE  
EGYPTIAN OPHTHALMOLOGICAL SOCIETY

# FRIDAY

29 March, 2019

09:00 - 09:30

Coffee Break

PEARL 1 - MAIN HALL

48

09:30 - 11:30

**Cataract Symposium: Controversies in Cataract Surgery**

**Moderator:**

Ahmed Ghoneim

09:30 - 10:00

Duetto presentation  
Management of narrow pupil  
**Mahmoud Afify, Sherif Gamal Eldin**

10:00 - 10:30

Duetto presentation  
Management of lens subluxation  
**Ahmed Ghoneim, Ahmed Assaf**

10:30 - 11:00

Duetto presentation  
Management of rupture posterior capsule & how to avoid  
dropped nucleus  
**Hisham Fawzy, khaled Fawzy**

11:00 - 11:15

Controversies in secondary IOL Implantation  
"Learning curve for Yamane technique"  
**Ahmed El Massry**

11:15 - 11:30

Phaco in radial keratotomy cornea Unsolved dilemma  
**Abd Elmagid Tag Eldin**

11:30 - 13:00

Gomma Prayer

13:00 - 14:00

Lunch

09:00 - 09:30

Coffee Break

PEARL 3 - HALL A

49

09:30 - 11:30

**Corneal Symposium: Re-defining the Cornea****Moderator:**

Mahmoud Ismail

09:30 - 09:47

Surgical management of severe ocular surface disease  
**Maria Soledad Cortina**

09:47 - 10:04

Recent management for neurokeratopathies  
**Sameh El Shorbagy**

10:04 - 10:21

DMEK Roll Orientation & Unfolding techniques, get simplified  
**Tarek Katamish**

10:21 - 10:38

Tectonic Corneal Grafting  
**Alaa Ghaith**

10:38 - 10:55

Role of PTK in recurrent granular dystrophy  
**Tamer El Raggal**

10:55 - 11:12

Corneal cross linking for ttt of microbial keratitis  
**Mohamad Saad**

11:12 - 11:30

Discussion

11:30 - 13:00

Gomma Prayer

13:00 - 14:00

Lunch

# FRIDAY

29 March, 2019

09:00 - 09:30

Coffee Break

## GRANITE - COURSE 1

50

09:30 - 11:30

### Strabismus Course: Strabismus Surgical Techniques: Different Procedures

Moderator:

Manal Kassem

09:30 - 09:40

Surgical Anatomy  
**Ayman Elghonemy**

09:40 - 09:47

Before You Start  
**Sameh Glal**

09:47 - 09:57

Conjunctival Incisions: Limba  
**Ahmed Taha**

Conjunctival Incisions: Fornix  
**Ayman Elghonemy**

09:57 - 10:07

Rectus Muscle Recession: Hangback  
**Ayman Elghonemy**

Rectus Muscle Recession: Direct Scleral Suturing  
**Ahmed Taha**

10:07 - 10:17

Rectus Muscle Strengthening: Resection  
**Manal Kassem**

Rectus Muscle Strengthening: Plication  
**Heba Shafik**

10:17 - 10:24

LR . Y Splitting  
**Sameh Glal**

10:24 - 10:31

Adjustable Sutures  
**Ahmed Awadein**

10:31 - 10:38

Transposition Surgery  
**Manal Kassem**

10:38 - 10:45

Faden  
**Sameh Glal**



*continued*

GRANITE - COURSE 1

50

09:30 - 11:30

**Strabismus Course: Strabismus Surgical Techniques:  
Different Procedures**

10:45 - 10:55

I O Surgery: Myectomy/Recession  
**Heba Shafik**I O Surgery: Anteriorization/ Resection  
**Mohamed Fathy**

10:55 - 11:05

S O Surgery: Silicon Expander  
**Mohamed Fathy**S O Surgery: Suture Spacer  
**Ahmed Awadein**

11:05 - 11:30

Discussion

11:30 - 13:00

Gomma Prayer

13:00 - 14:00

Lunch



# Optical Biometer AL-Scan

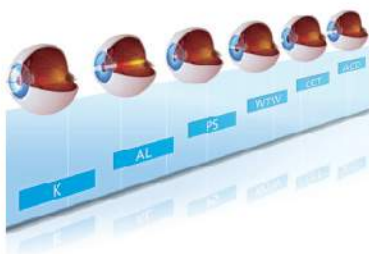
## THE ART OF EYE CARE



reddot design award  
winner 2012

### 10 Seconds to Measure 6 Values

Rapid measurements are essential for clinical efficiency and patient comfort.



### 3-D Auto Tracking and Auto Shot

With the introduction of the AL-Scan, NIDEK continues its tradition of providing user friendly equipment. The AL-Scan is so intuitive that personnel require little to no training for obtaining measurements.



### Optional Built-in Ultrasound Biometer

In cases where the optical biometer cannot measure an eye with an extremely dense cataract, the AL-Scan provides an optional built-in ultrasound biometer, allowing measurement of virtually any cataractous eye without having to move the patient.

The AL-Scan requires no connection with an external ultrasound unit.



Biometry



Pachymetry

**Thebes Center**  
For Medical Instruments



**مركز طب**  
للاجزء الطبيه

WWW.thebes.com.eg



# MicroPulse P3

GLAUCOMA DEVICE



Innovative Cyclophotocoagulation  
with MicroPulse Technology  
Powered by the New CYCLO G6  
Glaucoma Laser System



MICROSYSTEMS



SURGICAL CHAIRS & TABLES  
FOR PROFESSIONALS



Your Infection Control Specialist™



# FRIDAY

29 March, 2019

09:00 - 09:30

Coffee Break

AMBER - COURSE 2

51

09:30 - 11:30

**Glaucoma Course III: Complications of Glaucoma Surgery**

Coordinator:

Ihab Nafee

09:30 - 10:00

Abdel Hamid El Hofi

10:00 - 10:30

Heba Magdy

10:30 - 11:00

Reham Allam

11:00 - 11:30

Karim Nabil

11:30 - 13:00

Gomma Prayer

13:00 - 14:00

Lunch



09:00 - 09:30

Coffee Break

## TURQUOISE - COURSE 3

52

09:30 - 11:30

**Retina Course IV: Intravitreal Injections****Moderator:**

Mahmoud Genedy

09:30 - 09:50

Introduction of intravitreal injections &amp; technique plus introduction of other talks

**Mahmoud Genedy**

09:50 - 10:10

Intravitreal antiVEGF: types, indications, common regimen use

**Sherif Yousef**

10:10 - 10:30

Switching between different antivegf: when and how

**Ahmed Hassan El Doghimy**

10:30 - 10:50

Intravitreal Steroids: Types, indications and limitations

**Mohamed Heikel**

10:50 - 11:10

Intravitreal Antibiotics: types and indications

**Walid Saad**

11:10 - 11:30

Complications of intravitreal injections

**Tamer Wasfy**

11:30 - 13:00

Gomma Prayer

13:00 - 14:00

Lunch

# FRIDAY

29 March, 2019

09:00 - 09:30 Coffee Break

ONYX - COURSE 4

53

## 09:30 - 11:30 Uveitis Course

Coordinator: Mohamed Abdel Azim

09:30 - 09:50 The question of Intermediate Uveitis  
**Dina Baddar**

09:50 - 10:10 Anterior uveitis key points  
**Terese Kamal**

10:10 - 10:30 Harada  
**Mohamed Abdel Azim**

10:30 - 10:50 Outcomes of Biologic treatment for autoimmune Uveitis  
Experience of a tertiary referral center  
**Mohamed Gamal**

10:50 - 11:10 "two in one"  
**Maha Youssef**

11:10 - 11:30 Parasitic pediatric granuloma How to manage?  
**Alaa Radwan**

11:30 - 13:00 Gomma Prayer

13:00 - 14:00 Lunch

## PEARL 1 - MAIN HALL

54

14:00 - 16:00

**Retina Panel: Challenging Cases in Vitreoretinal Surgery****Moderators:**

Hazem El Gogary, Sherif Sheta

**Panelists:**Ashraf Shaarawy, Ayman Khattab, Hammouda Ghoraba,  
Hany Hamza, Khaled El Rakhawy, Khaled Mourad,  
Samir El Baha

## PEARL 3 - HALL A

55

14:00 - 16:00

**Pediatric Symposium****Moderators:**

Adel Alei El Din, Dalal Shawky

14:00 - 14:30

Some practical diagnostic and management approaches to strabismus  
**Anthony Murray**

14:30 - 15:00

Prevalence of eye problems in preschool children  
**Adel Alei El Din**

15:00 - 15:30

Intermittent Exotropia, When and How to Treat  
**Dalal Shawky**

15:30 - 16:00

ROP  
**Ihab Saad Othman**



# Alfabrimo®

Ophthalmic Solution

Brimonidine Tartrate 2mg/ml

*Restoring* The..  
Complete **Picture**

- **Perfect choice as adjunctive therapy.**
- **Preserves anatomical & functional integrity of the retinal ganglion cells.**
- **Ensures high long-term safety with no notable negative chronotropic effect on the heart unlike  $\beta$ -blockers**
- **A significant IOP reduction in patients with normal tension glaucoma.**
- **Effective choice in post-operative conditions.**

## Indications:

-Adjunctive therapy to existing glaucoma therapy in patients with POAG or ocular hypertension.

-Normal Tension Glaucoma.

-Post-operative Conditions.

## Dosage:

**One drop in the affected eye(s) twice daily, approximately 12 hours apart <sup>6</sup>.**



## References:

- 1- Lee DA, Gombeln JA., J. Glaucoma., 2001 June; 10(3): 220 - 226.
- 2- Gandolfi SA1, Cimino L, Mora P. Eur J Ophthalmol. 2003 Aug-Sep;13(7):611-5.
- 3- C-M Choe; I-S Lee; G-O Kim; H-I Kim; K-S Lee; Y-S You; J-K Kim Investigative Ophthalmology & Visual Science December 2002, Vol. 43, 2111.
- 4-Clin. Ophthalmol. 2009; 3:117-122, published online 2009 June 2.
- 5- L. Jay Katz, MD, Wills eye hospital, Philadelphia, Pennsylvania 19107, USA, 1999 Jan; 127(1): 20-26.
- 6- Insert Leaflet

## Scientific Office :

496, El Horreya Ave., , Bolkely, Alexandria. Tel. : (03) 5823745 - 5839670  
P.O.Box : 12 Sidi Gaber, Alexandria, Egypt. Fax : (03) 5830958  
E.Mail : marketing@pharco.com.eg

**PHARCO**  
PHARMACEUTICALS



# Orchazid SDU

Ketotifen 0.025%

LIVE YOUR LIFE  
SAFELY



 **Orchidia**  
Pharmaceutical Ind.  
Excellence in Quality

**Fast Acting & Safe Eye Allergy Treatment**



# Polyfresh SDU

Sodium hyaluronate 0.2 %

The Clinically Proven  
**Preservative-Free  
Formulation**

That Provides  
**Effective  
Long-lasting Relief**  
From Dry Eye  
Symptoms

Single  
and  
Proud



 **Orchidia**  
Pharmaceutical Ind.  
Excellence in Quality



**FRIDAY**

29 March, 2019

GRANITE - COURSE 1

56

14:00 - 16:00

**Retina Course: Retinal Imaging Course**

**Moderator:**

Sherif Karawya

14:00 - 14:24

FA Versus OCT in macular edema

**Maha Osman**

14:24 - 14:48

FA Versus OCT in macular disorders

**Hoda El Sobky**

14:48 - 15:12

Retinal imaging in chorioretinal dystrophy

**Hanem Kishk**

15:12 - 15:36

FA Versus OCT in retinal vascular disorders

**Marwa Abdellah**

15:36 - 16:00

FA versus OCT in myopic fundus

**Mahmoud Leila**

## AMBER - COURSE 2

57

14:00 - 16:00

**Cataract Course III: Basic Phaco Course****Moderator:**

Hossam El Falal

14:00 - 14:15

Vertical Chopping  
**Moemen Seliet**

14:15 - 14:30

Viscoelastic & Hydro procedures  
**Hisham Samy**

14:30 - 14:45

Capsulorhexis  
**Mohamed Khedr**

14:45 - 15:00

Incision  
**Ahmed Mostafa Eid**

15:00 - 15:15

IOL Implantation  
**Hazem Elbeduy**

15:15 - 15:30

Nucleus Manegement  
**Mohamed Anbar**

15:30 - 15:45

Cortical Cleanup  
**Mahmoud Abdel Badie**

15:45 - 16:00

Phaco Machine  
**Hossam El Falal**

**FRIDAY**  
29 March, 2019

**TURQUOISE - COURSE 3**

**58**

**14:00 - 16:00**

**Oculoplastic Course: Orbital Tumors: Imaging and Surgical Approaches**

**Moderator:**

**Maher Assem**

**14:00 - 14:17**

Orbital Imaging: clinician concern

**Maher Assem**

**14:17 - 14:34**

Anterior orbitotomy in management of orbital tumors

**Abdel Nasser Awad**

**14:34 - 14:51**

Role of endoscope in variant sinonasal pathologies presenting with various ophthalmic pictures

**Ramadan Hashim**

**14:51 - 15:08**

Lateral orbitotomy in management of orbital tumors

**Ayman Abd Elghafar**

**15:08 - 15:25**

Transconjunctival approach in management of orbital tumors

**Ahmed Abdel Nasser**

**15:25 - 15:42**

Does transcaruncular approach have a role in management of orbital tumors

**Ashraf A. Salam**

**15:42 - 15:59**

Orbital lymphangioma

**Ezzat Nabil**

**15:59 - 16:00**

Discussion



## ONYX - COURSE 4

59

14:00 - 16:00

**Ultrasound and UBM Course****Coordinator:**

Alaa El Dorghamy

14:00 - 15:00

Ayser Fayed

15:00 - 16:00

Ahmed Salah



**MEDICALS**  
INTERNATIONAL



The **LEADING BRANDS** in the **MEDICAL FIELD**

**EVO**   
**Visian ICL**  
Evolution in Visual Freedom.™

**oertli**  
SWITZERLAND  
[www.oertli-faros.com](http://www.oertli-faros.com)  
**faros**   
Brings Light to the World



**ziemer**   
OPHTHALMOLOGY  
It's time to make a move!  
**FEMTO LDV**  
**Z8** Cornea  
Cataract  
Presbyopia



**Avaira®**  
AQUAFORM™ Comfort Science™

**3G Silicone Hydrogel**  
Contact Lenses

For the Comfort your Eyes will Love



**SCHWIND**  
eye-tech-solutions  
Impressively evolutionary.

## NOTE





**Systane<sup>®</sup>**  
ULTRA  
LUBRICANT EYE DROPS



Help patients  
get relief  
with targeted  
solutions for dry eye

**Alcon** A Novartis  
Division



المؤتمر السنوي الدولي للجمعية الرمدية المصرية

INTERNATIONAL CONGRESS OF THE

**EGYPTIAN  
OPHTHALMOLOGICAL  
SOCIETY**

**EOS 2019**



Organizing office in charge

**RM EVENTS**

Address: Suite 301, Level 3, Nassar Tower,  
1 Mostafa Kamel Street, Roushdy

Phone: +20 (0) 35226738, +20 (0) 35226572

Hotline: +2012-85555421

E-mail: [conferences@rmsolutions.net](mailto:conferences@rmsolutions.net)

Web: [www.rm-events.org](http://www.rm-events.org)